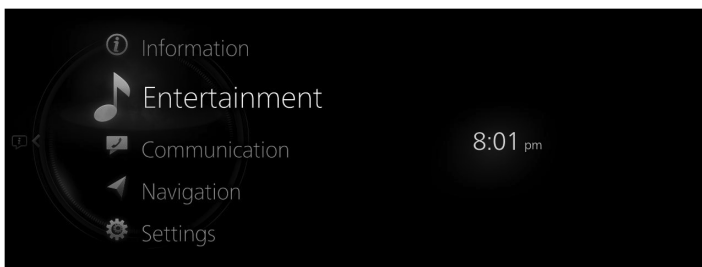

Bluetooth®

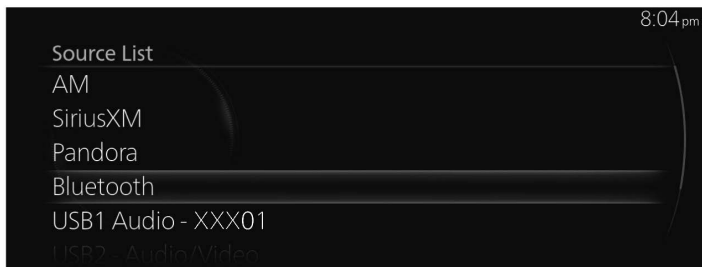
▼ Bluetooth®

To play music or voice audio saved in a Bluetooth® Audio device on the center display, switch to Bluetooth® Audio mode. Before using your Bluetooth® audio device, you need to register it to Mazda Connect.

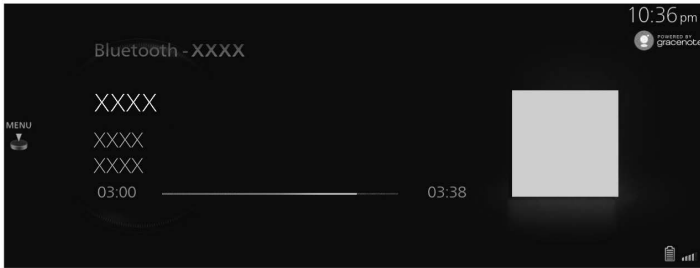
1. Turn the Bluetooth® Audio unit's power on.
2. Select "Entertainment" on the home screen.





3. Select "Bluetooth" on the Source List screen.



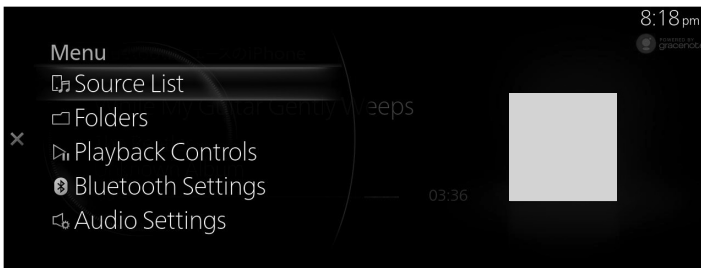
4. The playback screen is displayed.



Rotate the  to display the Now Playing List.

When the  is displayed, you can display the menu by pressing the .

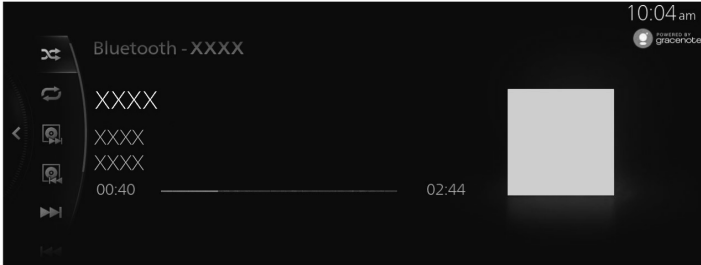
Bluetooth® Audio menu
















Menu	Explanation
Source List	Displays the Source List screen. You can switch the audio source.
Folders	Displays the top level folder/file. Select the folder to display the files in the folder. After you select the file you want to listen to, it begins playback.
Playback Controls	Displays the control screen (icon) on the playback screen. For the operation method for each icon, refer to How to Use the Control Screen (icon).



Menu	Explanation
Bluetooth Settings	You can change the Bluetooth® settings.
Audio Settings	Adjusts the sound quality.

How to Use the Control Screen (icon)



Rotate the  to select the icon you want to operate.

Icon	Icon	Explanation
		Plays the songs in the folder currently selected in random order.
		Plays all of the songs in random order.
		Cancels the random playback.
		Repeats the playback of the song being played.
		Plays the song in the folder currently selected repeatedly.
		Cancels the repeat playback.
		Advances to the beginning of the next album.
		Returns to the beginning of the previous album.
		Advances to the beginning of the next song. Press and hold to fast forward. Release it to stop.
		Returns to the beginning of the previous song. Press and hold to fast reverse. Release it to stop.

Icon	Explanation
	(When selected during pause) Playback resumes.
	(When selected during playback) Playback is paused.

Display of Bluetooth® Audio device information

When a Bluetooth® Audio device is connected, the following information is displayed on the screen.

Information		AVRCP Ver. lower than 1.3	AVRCP Ver. 1.3	AVRCP Ver. 1.4 or higher
Playlist information	Song name list	—	—	X
	File name	—	—	X
	Folder type (such as artist, album, genre)	—	—	X
Playlist information	Song name	—	X	X
	Album name	—	X	X
	Artist name	—	X	X
	Playback time	X	X	X

X: Displayed

—: Not displayed